

KPI-300SW-BIO

Single Wall (SW) paper cup - 300 - 350 ml / 12 oz

Template version: 20220921EN

Material: Paper (water dispersion)

Type: Single Wall (SW)

Capacity: 300 - 350 ml / 12 oz

Finish: Ask us

Colours: CMYK/Pantone®

Artwork no.: 0000000-0000000-0-00

Title: Graphic design title

Checked by: Name of designer

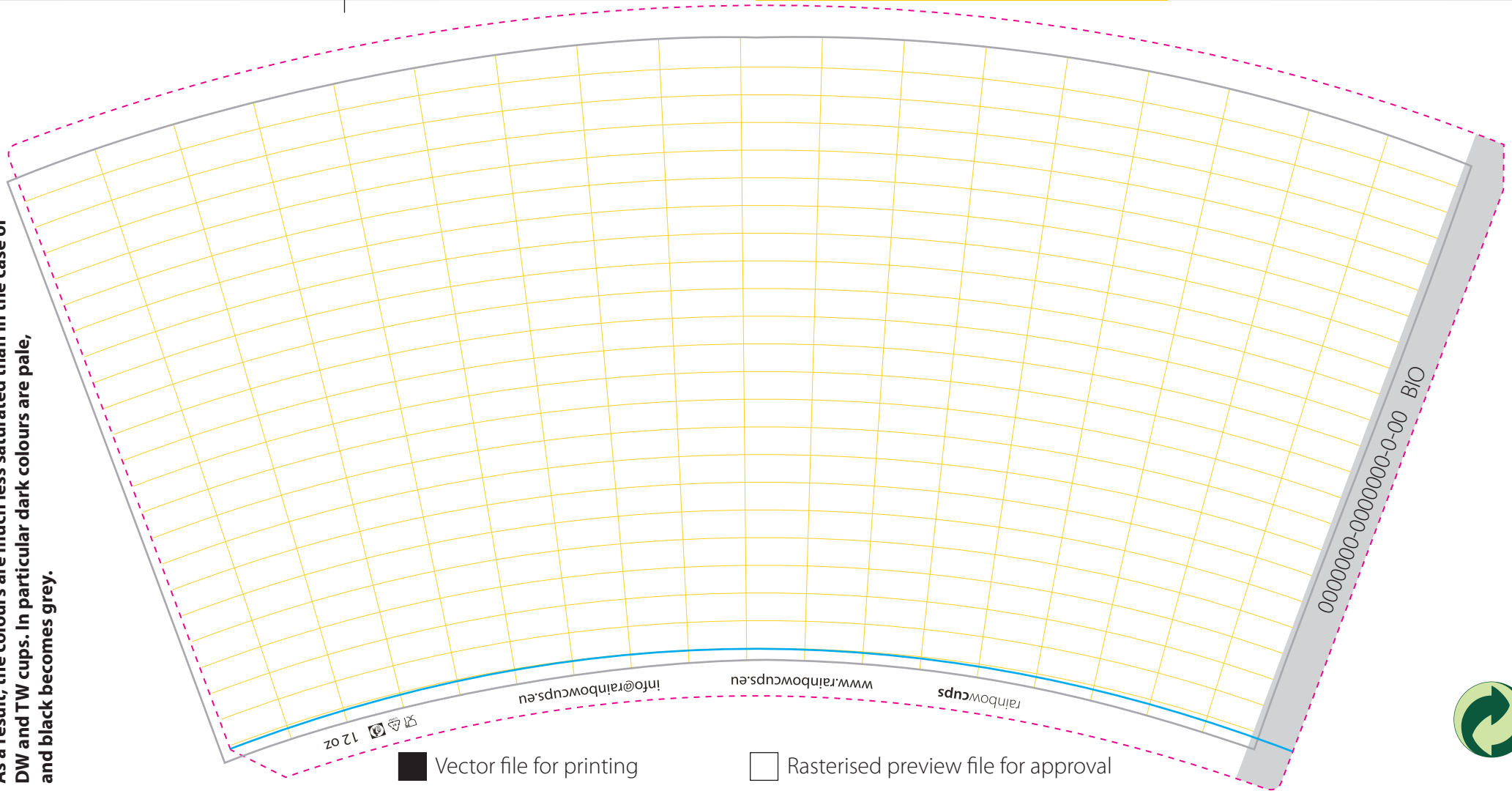
Date: YYYY-MM-DD

Time: HH:mm

filled in by manufacturer









The maximum percentage of the process inks (sum of 4 CMYK components) on matt single wall paper cups is 140%. As a result, the colours are much less saturated than in the case of DW and TW cups. In particular dark colours are pale, and black becomes grey.



Vector file for printing

Rasterised preview file for approval



-  guideline grid
-  printing area
-  gluing area
-  cutting line
-  visible area
-  safe line

Purpose of this proof is a general assessment of the graphic design, distribution, size and correctness of the texts. It will never reflect the final result in 100%. In the case of a printed proof, there might be colour deviations due to differences in printing technology and substrate used as well as the type of light used to assess it. In case of digital proof, colours will be different due to different colour reproduction of your monitor, often lack of calibration and its limited colours space. The colours on the final product may differ by +/-15% from the design values.

By approving by e-mail or signing this document you are confirming that you have read, understood and agreed to the comments, terms and conditions included on this and second page of this document.

Approved for printing by (full name):

Approval date:



How to design:

- Prepare a single, open, editable .pdf vector file with the artwork on a single separate layer.
- All essential graphics must be placed within 'safe area'.
- The background of your graphic design should fill the whole 'printing area'.
- Bend logo and texts according to the guideline grid, otherwise straight texts will look bent up on the cup.
- All graphics used in the graphic design should be at least 300 dpi quality.
- Place all graphics within the file, do not link them.
- Convert all fonts to curves.
- Do not use lines thinner than 1 pt. as they might differ from screen appearance.
- Be careful with small text below 6 pt. as well as tiny symbols like ©, ™, ®, etc., as they might not be readable.
- For the deep black colour used on the uniform-colour background, please use C30 M30 Y30 K100.
- Note that small differences (up to 20%) between colours may be hardly visible on a final print.
- Use only CMYK colours. Colours from other spaces, such as Pantone, RAL, etc. will be converted automatically to CMYK and the results of such conversion cannot be the basis for a complaint.
- Consider that different patterns as well as horizontal lines running around the cup may not join together on the vertical seam of the cup. Vertical displacements can be up to a few mm.
- Due to the difference in the paper used, the white colour and its temperature of the outer layer of the cup may differ from the inner layer, wrapping and sealing.

How to check?

- Check twice all texts and graphic elements, as we will print exactly what you see.
- To check that the texts and logos are clearly visible and not distorted, print this file in 1:1 size (without scaling by the printer), cut it out with scissors along the cutting line and tape the sides together to form a cup without a bottom. Then check that all texts and logos are the right size and in the right places and that they are bent in the right way.
- Make sure you are 100% satisfied with the content before approving the graphic design.
- Colours on your screen or a self-made printout may vary from the final result and cannot be used as a reference for any complaint.

Legal Notice

The colours of the proof or in the pdf file are purely indicative, and these cannot be used as a reference model for the print. Any differences or change within 15% from the proof, concerning substrate, dimension, colours and hues will not be considered a reason to compromise the contract, for any claims or non-acceptance of goods.

In the case of individually printed products with marks, logo, etc., the purchaser declares to properly use them, reliving from now the manufacturer of all responsibility deriving from possible infringement protection. In particular, the purchaser relieves the manufacturer from every responsibility for mark or logo, etc. use caused to third parties in case of production and utilization of the product by the purchaser. Consequently, the purchaser expressly declares to take charge of every responsibility regarding the mark use printed on ordered products.

Graphic design realized or produced by the manufacturer, even if partially or fully paid by the customer, belong to the manufacturer. Copyright of graphic design prepared by the manufacturer is the manufacturer's property.